




Creating a Butterfly Habitat

Butterflies are a fun and colorful addition to any garden. The following are some of the most common butterflies found in the Kansas City area.



If you want butterflies to be more than just visitors stopping by for nectar now and then, you can create a habitat that will encourage butterflies to call your garden their home. To do this, you need three things:

- **Nectar plants** to feed adult butterflies.
- **Host plants** for butterflies to lay their eggs and for developing butterflies to feed on.
- **Trees, shrubs or windbreaks** to provide protection from wind and predators.

Nectar Plants

The color, as well as the shape, of a flower's blooms attracts butterflies. While a wide variety of color will attract a greater variety of butterflies, it's also important to plant your flowers in masses using three or more plants of one variety.

Herbs

Chives (<i>Allium schoenoprasum</i>)	White, lavender	Spring - summer	12 - 18"
Dill (<i>Anethum graveolens</i>)	White	Summer	2 - 3'
Lavender (<i>Lavandula</i>)	Blue, lavender	Summer	1 - 2'
Marjoram (<i>Origanum majorana</i>)	White, pink	Summer	8 - 18"
Oregano (<i>Origanum vulgare</i>)	Pink, white	Summer	18"
Sage (<i>Salvia</i>)	Pink, red	Summer	18 - 24"
Thyme (<i>Thymus</i>)	Pink	Summer	2 - 12"
Fennel (<i>Foeniculum dulce</i>)	Yellow	Summer	2 - 4'

Host plants

While butterflies drink from a variety of nectar plants, they lay their eggs on specific host plants. Their caterpillars hatch and feed on them. By supplying both nectar and host plants, you encourage butterflies to reproduce and build a population in your yard. *Expect host plants to be partially eaten by developing butterflies!*

Following is a list of host plants for the butterflies on Page one, as well as other butterflies common to our area. For beginners, plant milkweed for Monarchs, and plant parsley, dill or fennel for Black Swallowtails.

	Caterpillar Species	Name of Plant	
Annual	Buckeye	Snapdragon, Linaria	
	Painted Lady	Hollyhock (<i>Alcea</i>)	
Both Annual and perennial	Monarch	Milkweed (<i>Asclepias</i>)	
	Painted Lady	Thistles (<i>Echinops</i>)	
Perennial	Blues, Sulphurs	Clover family	
	Painted Lady	Thistles (<i>Echinops</i>)	
	Painted Lady, Common Hairstreak	Mallow (<i>Malva</i>)	
	Pearl Crescent	Aster	
	Question Mark, Comma, Red Admiral	Nettles (<i>Urtica</i>)	
	Sulphur, Gray Hairstreak, Eastern Tailed Blue	Partidge Pea (<i>Cassia</i>)	
	Sulphurs	Senna (<i>Cassia</i>)	
Perennial vine	Comma	Hops (<i>Humulus</i>)	
	Pipevine Swallowtail	Pipevine (<i>Aristolochia</i>)	
	Silver-Spotted Skipper	Wisteria	
Herbs	Black Swallowtail	Carrot family: Parsley, dill, fennel, rue	
Shrub	Giant Swallowtail	Prickly Ash (<i>Aralia</i>)	
	Spicebush Swallowtail	Spicebush (<i>Lindera</i>)	
Tree	Gray Hairstreak	Hawthorn (<i>Crataegus</i>)	
	Hackberry, Tawny Emperor, Question Mark	Hackberry (<i>Celtis</i>)	
	Mourning Cloak, Question Mark, Comma	Elm (<i>Ulmus</i>)	
	Red-Spotted Purple, Mourning Cloak	Poplar (<i>Populus</i>)	
	Silver-Spotted Skipper	Black Locust (<i>Robinia</i>)	
	Tiger Swallowtail	Ash (<i>Fraxinus</i>), Magnolia, Tulip (<i>Liriodendron</i>)	
	Tiger Swallowtail, Red-Spotted Purple	Black Cherry (<i>Prunus</i>)	
	Viceroy	Willow (<i>Salix</i>)	
	Zebra Swallowtail	Pawpaw (<i>Asimina</i>)	
	Vegetable	Cabbage White	Cabbage family

Trees, Shrubs and Windbreaks

Butterflies prefer a sunny location that is protected from the wind. The ideal area is an area that receives at least six hours of sun a day and is sheltered by a natural tree or shrub windbreak, fence or wall is ideal. Trees in the area also offer butterflies places to roost and provide protection from storms and predators.

More Ways to Make Butterflies Feel at Home

- **Add a few light-colored stones** protected from the wind on which the cold-blooded butterflies can bask in the sun.
- **Provide a "puddling" space** by burying a shallow container of sand and keeping it moist. The butterflies will congregate on damp sand to extract needed salts and minerals.
- **Place rotting or overripe fruit in a hanging basket** to attract Red-Spotted Purples, Viceroy's, Question Marks, Commas, Hackberries and Red Admirals. Add fruit every few days.

Garden Maintenance

A successful butterfly garden requires a few special maintenance practices.

- **Avoid pesticide use.** The chemicals that kill undesirable insects will also kill butterflies and their caterpillars.
- **Deadhead spent blossoms.** Not only will this practice encourage more blooms, it also helps control plants that can become invasive by removing seed heads.
- **Allow a little debris in your garden area.** Many butterflies spend the winter as caterpillars and pupas in woodpiles, decaying branches, fallen leaves and the dead stalks of perennials. Meticulous fall cleanup can diminish the butterfly population the following spring.
- **Create a butterfly-friendly lawn.** Set your mower on the highest setting so tiny caterpillars in the lawn are not disturbed. Also, allow white clover to grow and bloom. This nectar and host plant provides nitrogen to the lawn as well as food for butterflies.

Websites www.monarchwatch.org
www.grownative.org;
www.uky.edu/Ag/Horticulture/butterflypages/garden.htm

Revised 2022

K-STATE
Extension
Master Gardener
Johnson County

Extension Master Gardener Hotline
(913) 715-7050
garden.help@jocogov.org

Publications from Kansas State University are available at www.ksre.ksu.edu. Date shown is that of publication or last revision. Contents of this publication may be freely reproduced for educational purposes. All other rights reserved. In each case, credit the authors, Publication Title, Kansas State University, Month Year. Issued in furtherance of Cooperative Extension work, acts of May 8 and June 30, 1914, in cooperation with the U.S. Department of Agriculture, Director of Extension, Kansas State University, County Extension Councils, Extension Districts. Kansas State University is an equal opportunity provider and employer. This publication will be made available in an accessible alternative format or in languages other than English upon request. Please contact ksrebookstore@ksu.edu to request translation services.